



Spec. No.	PS-ND-08090112
Rev.	A

PRODUCT SPECIFICATION

Model No : CST-532E/533E

Descriptions:

- 0.56 Inch Triad Digit Display
- CST-532: Common Anode
- CST-533: Common Cathode
- Emitting Color: Orange



CUSTOMER APPROVED SIGNATURES	APPROVED BY	CHECKED BY	PREPARED BY

CHINA SEMICONDUCTOR CORPORATION

Address:2FL. NO.909,Chung-Cheng Road,
Chung-Ho City Taipei Hsien,Taiwan.

Tel:886-2-2223-9696

Fax:886-2-2223-9377

OPTO PLUS TECHNOLOGIES CO.,LTD

Address:696 Shun jiang Rd.,Ji Shan St.Shaoxing,
ZheJiang,China

Tel:86-0575-88623888

Fax:86-0575-88623112

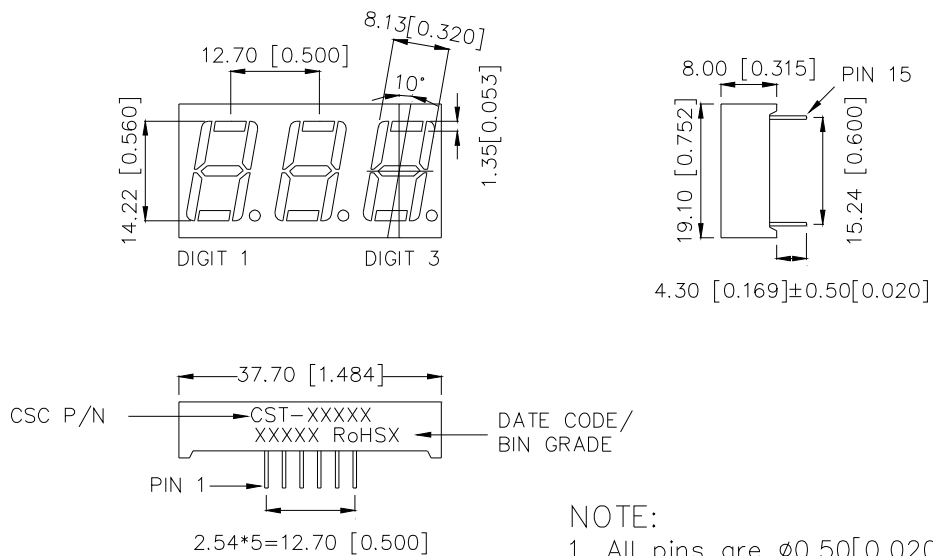
<http://www.csctw.com.tw>


Model No : CST-532/533E
Features -

1. 0.56 inch (14.2mm) digit height.
2. Case mold type.
3. RoHS compliant.
4. Low power consumption.
5. Easy mounting on P.C. board or socket.

Device Selection Guide -

Part No.	Chip		Description
	Material	Emitted Color	
CST-532E	GaAsP	Orange	Common Anode
CST-533E	GaAsP	Orange	Common Cathode

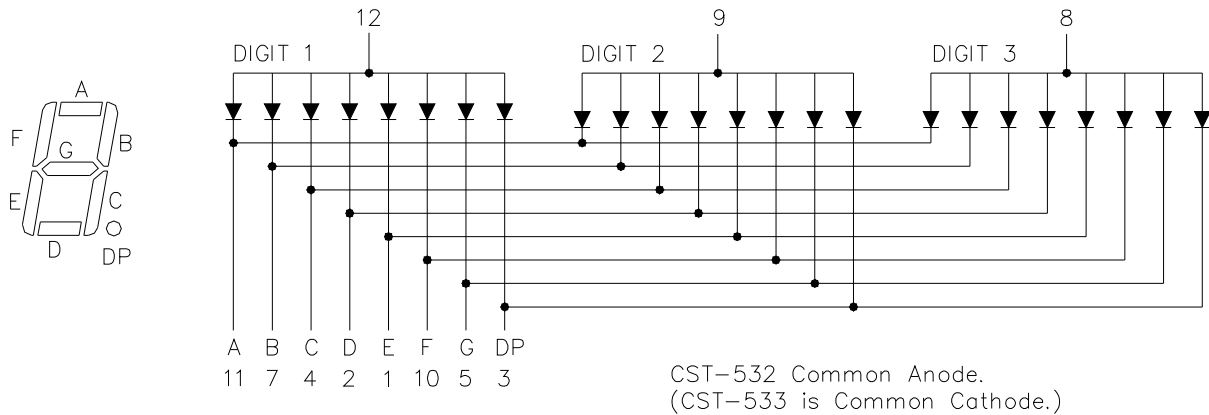
Package Dimensions -

NOTE:

1. All pins are $\varnothing 0.50 [0.020]$.
2. Dimension in millimeters [inch], tolerance is $\pm 0.25 [0.010]$ unless otherwise noted.



Model No : CST-532/533E

Internal Circuit Diagrams -



Absolute Maximum Rating -

(Ta=25°C)

Parameter	Symbol	Rating	Unit
Power Dissipation Per Dice	PAD	70	mW
Continuous Forward Current Per Dice	IAF	25	mA
Peak Current Per Dice(duty cycle 1/10, 1kHz)	IPF	90	mA
Derating Linear From 25°C Per Dice	-	0.33	mA/°C
Reverse Voltage Per Dice	VR	5	V
Operating Temp.	Topr	-35 ~ +85	°C
Storage Temp.	Tstg	-35 ~ +85	°C
Solder temperature 1/16 inch below seating plane for 3 seconds at 260°C			



Spec. No.	PS-ND-08090112
Rev.	A

Model No : CST-532/533E
Electro-optical Characteristics -

(Ta=25°C)

Parameter	Symbol	Min.	Typ.	Max.	Unit	Condition
Forward Voltage Per Segment	V_F	-	2.0	2.8	V	$I_F=20mA$
Luminous Intensity Per Segment	I_v	-	4	-	mcd	$I_F=10mA$
Peak Emission Wavelength	λ_p	-	632	-	nm	$I_F=20mA$
Dominant Wavelength	λ_d	-	624	-	nm	$I_F=20mA$
Spectrum Radiation Bandwidth	$\Delta \lambda$	-	35	-	nm	$I_F=20mA$
Reverse Current	I_R	-	-	100	μA	$V_R=5V$
Luminous Intensity Matching Ratio	IV-m	-	-	2:1	-	$I_F=10mA$



Spec. No.	PS-ND-08090112
Rev.	A

Model No : CST-532/533E

Typical Electrical / Optical Characteristics Curves -

(Ta = 25°C Unless Otherwise Noted)

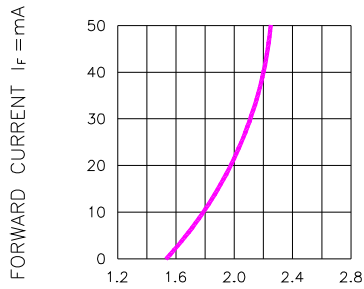


Fig.1 FORWARD CURRENT VS. FORWARD VOLTAGE

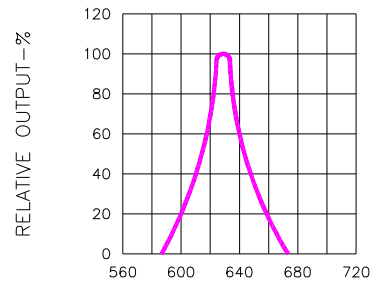


Fig.2 SPECTRAL RESPONSE

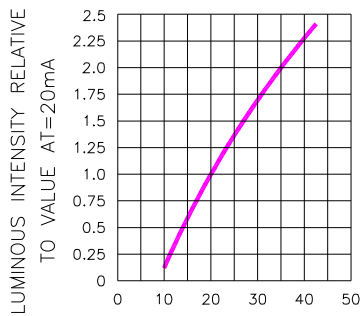


Fig.3 RELATIVE LUMINOUS INTENSITY VS. FORWARD CURRENT

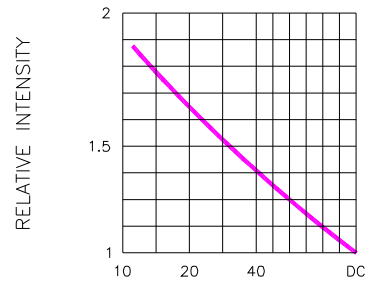


Fig.5 LUMINOUS INTENSITY VS. DUTY CYCLE

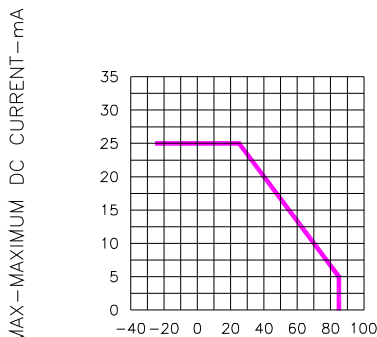


Fig.4 MAXIMUM ALLOWABLE DC CURRENT PER SEGMENT VS. A FUNCTION OF AMBIENT TEMPERATURE

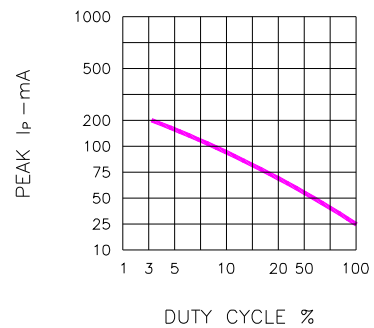


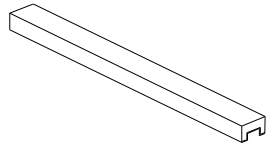
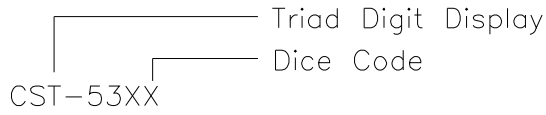
Fig.6 MAX PEAK CURRENT VS. DUTY CYCLE % (REFRESH RATE f=1 KHz)



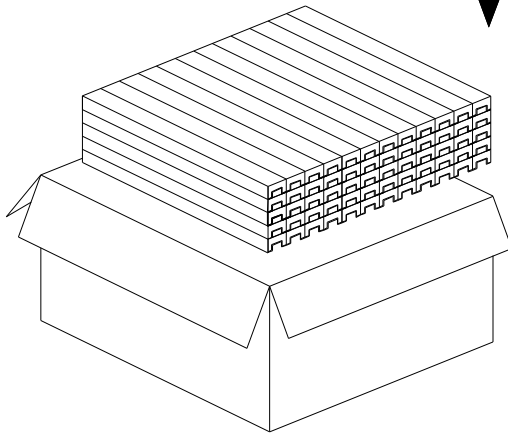
Spec. No.	PS-ND-08090112
Rev.	A

Model No : CST-532/533E

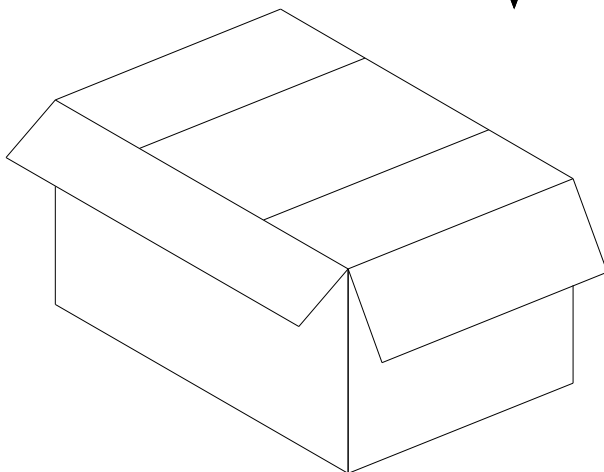
■ Package Dimensions



13 Pcs Per Tube



60 Tubes Per Inner Box
Total Q'TY: 780 Pcs



3 Inner Boxes Per Carton.

Total Q'TY: 2340 Pcs

Carton Size:

L540*W485*H305.5 mm

Note: The specifications are subject to change without notice. Please contact us for updated information.